

Name:

Year 2 LOK
2008/09



Autumn Festivals



Open Learning Plan




Speak English all the time!

Whenever you have finished a task, get a **stamp** from your teacher.

Our *Halloween party* is on Tuesday, 28th October!

Dress up and take food and drinks in! Your project has to be finished by then!











Symbols:

-  work on your own
-  work in pairs
-  work in groups (3 or 4)



Goals – working through this plan you will ...

- ... be able to communicate in English and talk about autumn festivals
- ... tell and learn about the background stories of autumn festivals
- ... try out Hallowe'en activities and games
- ... use grammar – some / any

Task	Activity	Alone/in pairs or groups?	Done
1.	"Hallowe'en": First learn the words in the picture dictionary (TB p. 32/1). Then read the text (TB p. 33/4) and answer the questions below in writing in your classwork books.		
2.	Hallowee'n songs/poems: Get a handout from your teacher, read the songs/poems, learn one by heart and present it to your teacher.		
3.	Write a Hallowe'en story: Make up (erfinde) a scary (unheimlich) story and type it on the computer. Add pictures.		
4.	Practice makes perfect: Do exercises p. 20, 21 and 22 in your WB. If you don't finish, do them at home.		
5.	Guy Fawkes' Night: Listen to the story about Guy Fawkes (TB p. 36/9) and put the sentences into the correct order.		
6.	Hallowee'n Cryptogram: Get a worksheet from your teacher and solve the puzzle (löse das Rätsel!)		
7.	Hallowee'n with Wendy the Witch: Get the board game with the counters, instructions and the dice from your teacher and play the game!		
8.	Some/Any: Copy the grammar rules from TB p. 37 into your grammar books. Write 3 sentences with "some" and three sentences with "any" under it. Get a worksheet from your teacher afterwards and do it!		
9.	Are there any...? Get a board game, counters, dice and a sheet with the rules of the game from your teacher and play the game.		
10.	Grammar rhythm: Do the grammar rhythm (TB p. 35) by listening to the CD. Try it out in your group, aloud.		
11.	Hallowe'en Apples: Get a worksheet from your teacher and solve the puzzles! These are games for our party!	